

WOODS & FINISHES:

Natural Maple
Standard



Natural Clear – M-NA

Maple Finishes

The following stains are available, add 10% to list



Honey Oak – M-HO




Castle Oak – M-CO



Richmond Cherry – M-RC




Mahogany – M-MA




Victorian Cherry – M-VI



Java – M-JA




Wenge – M-WE



English Oak – M-EN

Natural Red Oak
Standard



Natural Clear – O-NA

Red Oak Finishes

The following stains are available, add 10% to list



Castle Oak – O-CO



Honey Oak – O-HO




English Oak – O-EN



Victorian Cherry – O-VI



Mahogany – O-MA



Richmond Cherry – O-RC




Java – O-JA



Wenge – O-WE

Natural Cherry
Add 20% to list



Natural Clear – C-NA

Cherry Finishes

The following stains are available, add 30% to list



Honey Oak – C-HO



Richmond Cherry – C-RC

Natural Walnut
Add 20% to list



Natural Clear – W-NA

Walnut Finishes

The following stain is available, add 30% to list



Java – W-JA

LAMINATES:

Melamine Laminate Options



Hardrock Maple – L303



Fidlar's Maple – L363



Cognac Cherry – L448




Cherry Blossom – L449



Almond Cherry – L457



Samba Cherry – L460




Lambada Cherry – L461



Shiraz Cherry – L472



Tuxedo – 477



Hot Cinnamon – L480



Caramel Maple – L490



Antigua – L498



Borneo – L500



Ginger Snap Fruitwood – L518



Very Chic – L666


PAINT:
Thermal Paint Colours



Sparkle Silver – S11



Navy – B17



Charcoal – A230



Beige – H23



Blue – B11




Grey – A16




Anitque White – W11



Teal – HG266



Black – N49



Rose Grey – H167



Green – G58



Black Sandtex – N31
Textured Finish



Ruby – R7

HARDWOODS: All hardwood materials used in the manufacturing of P2 products shall be Northern grown hardwoods. Hardwoods will be air and kiln dried to a moisture content of 5-7%. All hardwoods shall be of grade “A” material, free of material stains, imperfections, conformity of grain, texture and color. Hardwood species shall be Northern grown Red Oak, Clear White Northern Maple and Birch. American Cherry and Honduras Mahogany and Walnut are available. Please inquire for pricing.

VENEER: Exposed face veneers shall be not less than 1/28” thick plain sliced veneers. Veneers are to be selected for conformity of grain direction and color. Veneers are to be stitched tightly in a book match, slip match or plain sliced configuration. Unexposed veneers are to be of hardwood but not selected for color, or grain quality. Veneers are not to be lap joined or reveal any tape or glue lines.

PARTICLE BOARD CORE: The particleboard shall be formed of wood chips, bonded with a water resistance adhesive. The particleboard material is to be of a high density 45 lbs/cu. ft. having a minimum average modules of rupture of 2400 psi and a minimum average modules of elasticity of 4,000,000 psi.

VENEER CORE: Veneer core is to be constructed with odd numbers of plies. Each ply is to be laminated in pairs and cross banded in opposite directions with grain direction at a 90 degree angle to the grain of the center core. All plies are to be free from knots, wrinkles, laps or other natural or manufacturing defects.

LUMBER CORE: Lumber core is to be of the highest quality grade. Grade “A” select stock. Lumber core shall be constructed of solid random width strips not less than 2” wide nor more than 3 1/2” wide by 1” thick. Wood strips will be free from knots or other defects. All strips will be tightly joined using water resistance adhesives.

HIGH PRESSURE LAMINATE: Work surface laminate shall be .050” thick and used with balancing backer sheet of no less than .028” thick. Laminate shall conform to standards set by the National Electrical Manufactures’ Association (NEMA).

FINISHING PROCEDURES: All materials shall be inspected and treated with a final sanding and polishing operation before any staining and final finishing can be performed. All machine and mill marks are to be removed. Once the polishing and sanding has been performed, the furniture will then undergo the following stain and finishing procedures:

- Step 1 A base stain will be uniformly applied, wiped and then allowed to dry under factory controlled conditions.
- Step 2 A uniform coat of sealer will be applied and allowed to dry.
- Step 3 Sealer will be lightly sanded using 240 grit silicon paper.
- Step 4 A catalytic lacquer of 34-45 degree sheen is evenly applied and allowed to dry under factory controlled conditions.

METAL FINISHING PROCEDURES: All metal components are thoroughly cleaned and coated electrostatically with an epoxy powder coat paint finish. The metal components are then oven baked and cured for a lasting finish.