















	MODEL NUMBER	PRODUCT	WIDTH	DEPTH	HEIGHT	SHELF DEPTH	# OF SHELVES	# OF OPENINGS	WEIGHT	VOLUME	LIST PRICE	DESCRIPTION
 Model Shown AD-DPS-60-SS	AD-DPS-48-SS	Display Shelves Single Face Starter	37 ¹ / ₄ "	11 ¹ / ₂ "	48"	11 ¹ / ₂ "	3	3			\$ 1,185	Metal Frame: 1" x 2" powder coat paint. Fixed Wood Shelves: 11 ¹ / ₂ " deep x 35" wide, fixed 13" space apart. Decorative Side Screen: ¹ / ₂ " Frosted acrylic.
	AD-DPS-48-SA	Single Face Adder	36"	11 ¹ / ₂ "	48"	11 ¹ / ₂ "	3	3			\$ 950	
	AD-DPS-60-SS	Single Face Starter	37 ¹ / ₄ "	11 ¹ / ₂ "	60"	11 ¹ / ₂ "	4	4			\$ 1,365	
	AD-DPS-60-SA	Single Face Adder	36"	11 ¹ / ₂ "	60"	11 ¹ / ₂ "	4	4			\$ 1,110	
	AD-DPS-72-SS	Single Face Starter	37 ¹ / ₄ "	11 ¹ / ₂ "	72"	11 ¹ / ₂ "	5	5			\$ 1,705	
	AD-DPS-72-SA	Single Face Adder	36"	11 ¹ / ₂ "	72"	11 ¹ / ₂ "	5	5			\$ 1,295	
 Model Shown AD-DPS-60-SA	AD-DPS-84-SS	Single Face Starter	37 ¹ / ₄ "	11 ¹ / ₂ "	84"	11 ¹ / ₂ "	6	6			\$ 1,880	
	AD-DPS-84-SA	Single Face Adder	36"	11 ¹ / ₂ "	84"	11 ¹ / ₂ "	6	6			\$ 1,450	
 Model Shown AD-DPB-60-SS	AD-DPB-48-SS	Display Box Single Face Starter	37 ¹ / ₄ "	11 ¹ / ₂ "	48"	11 ¹ / ₂ "	1	4			\$ 1,645	Metal Frame: 1" x 2" powder coat paint. Fixed Wood Shelf: 11 ¹ / ₂ " deep x 35" wide. Decorative Side Screen: ¹ / ₂ " Frosted acrylic. Shelf Box: 11 ¹ / ₂ " deep x 35 ¹ / ₄ " width x 26" height. Shelf box has one adjustable shelf.
	AD-DPB-48-SA	Single Face Adder	36"	11 ¹ / ₂ "	48"	11 ¹ / ₂ "	1	4			\$ 1,490	
	AD-DPB-60-SS	Single Face Starter	37 ¹ / ₄ "	11 ¹ / ₂ "	60"	11 ¹ / ₂ "	1	4			\$ 1,775	
	AD-DPB-60-SA	Single Face Adder	36"	11 ¹ / ₂ "	60"	11 ¹ / ₂ "	1	4			\$ 1,610	
	AD-DPB-72-SS	Single Face Starter	37 ¹ / ₄ "	11 ¹ / ₂ "	72"	11 ¹ / ₂ "	2	5			\$ 1,915	
	AD-DPB-72-SA	Single Face Adder	36"	11 ¹ / ₂ "	72"	11 ¹ / ₂ "	2	5			\$ 1,735	
 Model Shown AD-DPB-60-SA	AD-DPB-84-SS	Single Face Starter	37 ¹ / ₄ "	11 ¹ / ₂ "	84"	11 ¹ / ₂ "	3	6			\$ 2,065	
	AD-DPB-84-SA	Single Face Adder	36"	11 ¹ / ₂ "	84"	11 ¹ / ₂ "	3	6			\$ 1,870	





	MODEL NUMBER	PRODUCT	WIDTH	DEPTH	HEIGHT	SHELF DEPTH	# OF SHELVES	# OF OPENINGS	WEIGHT	VOLUME	LIST PRICE	DESCRIPTION
 Model Shown AD-DPC-60-SS	AD-DPC-48-SS	Display Cupboard Single Face Starter	37 1/4"	11 1/2"	48"	11 1/2"	1	4			\$ 2,085	Metal Frame: 1" x 2" powder coat paint. Fixed Wood Shelf: 11 1/2" deep x 35" wide. Decorative Side Screen: 1/2" Frosted acrylic. Cupboard: 11 1/2" deep x 35 1/4" wide x 26" high. Cupboard has one adjustable shelf.
	AD-DPC-48-SA	Single Face Adder	36"	11 1/2"	48"	11 1/2"	1	4			\$ 1,935	
	AD-DPC-60-SS	Single Face Starter	37 1/4"	11 1/2"	60"	11 1/2"	1	4			\$ 2,250	
	AD-DPC-60-SA	Single Face Adder	36"	11 1/2"	60"	11 1/2"	1	4			\$ 2,085	
	AD-DPC-72-SS	Single Face Starter	37 1/4"	11 1/2"	72"	11 1/2"	2	5			\$ 2,425	
	AD-DPC-72-SA	Single Face Adder	36"	11 1/2"	72"	11 1/2"	2	5			\$ 2,250	
 Model Shown AD-DPC-60-SA	AD-DPC-84-SS	Single Face Starter	37 1/4"	11 1/2"	84"	11 1/2"	3	6			\$ 2,620	
	AD-DPC-84-SA	Single Face Adder	36"	11 1/2"	84"	11 1/2"	3	6			\$ 2,425	
 Model Shown AD-DPD-60-SS	AD-DPD-48-SS	Display Divider Single Face Starter	37 1/4"	11 1/2"	48"	11 1/2"	1	4			\$ 1,945	Metal Frame: 1" x 2" powder coat paint. Fixed Wood Shelf: 11 1/2" deep x 35" wide. Decorative Side Screen: 1/2" Frosted acrylic. Divider Box: 11 1/2" deep x 35 1/4" wide x 26" high. Divider box has 6 slots 5" wide x 11.75" high.
	AD-DPD-48-SA	Single Face Adder	36"	11 1/2"	48"	11 1/2"	1	4			\$ 1,790	
	AD-DPD-60-SS	Single Face Starter	37 1/4"	11 1/2"	60"	11 1/2"	1	4			\$ 2,095	
	AD-DPD-60-SA	Single Face Adder	36"	11 1/2"	60"	11 1/2"	1	4			\$ 1,935	
	AD-DPD-72-SS	Single Face Starter	37 1/4"	11 1/2"	72"	11 1/2"	2	5			\$ 2,265	
	AD-DPD-72-SA	Single Face Adder	36"	11 1/2"	72"	11 1/2"	2	5			\$ 2,085	
 Model Shown AD-DPD-60-SA	AD-DPD-84-SS	Single Face Starter	37 1/4"	11 1/2"	84"	11 1/2"	3	6			\$ 2,440	
	AD-DPD-84-SA	Single Face Adder	36"	11 1/2"	84"	11 1/2"	3	6			\$ 2,250	







MODEL NUMBER	PRODUCT	WIDTH	DEPTH	HEIGHT	WEIGHT	VOLUME	LIST PRICE	DESCRIPTION
AL-DP-36-W	Wood Display	30"	30"	36"			\$ 2,025	36" High unit is a 3 Tier Platform. 45" High unit is a 4 Tier Platform. 12" space between shelves. 12" shelf depth. Locking casters.
AL-DP-36-L	Laminate Display	30"	30"	36"			\$ 1,675	
AL-DP-45-W	Wood Display	30"	30"	45"			\$ 2,310	
AL-DP-45-L	Laminate Display	30"	30"	45"			\$ 1,790	







	MODEL NUMBER	PRODUCT	WIDTH	DEPTH	HEIGHT	WEIGHT	VOLUME	LIST PRICE	DESCRIPTION
	BE-DP-V1	Display Unit Version 1	32"	24"	66"			\$ 2,155	4 Double faced adjustable shelves: 11 ¹ / ₂ " deep x 20 ¹ / ₂ " wide. 4 Side end adjustable shelves: 9 ³ / ₄ " deep x 10 ³ / ₄ " wide. Metal Base: Diameter trumpet base, chrome.
	BE-DP-V2	Display Unit Version 2	30"	12 ¹ / ₂ "	66"			\$ 2,635	3 wood adjustable shelves: 11 ¹ / ₂ " deep x 24" wide. Metal Base: Diameter trumpet base, chrome.
	BE-DP-V3	Display Unit Version 3	26"	23"	67"			\$ 3,185	6 wood double sided slant periodical shelves: 23 ¹ / ₄ " wide x 12" high. Decorative side screen: ¹ / ₄ " frosted acrylic. Metal Base: Diameter trumpet base, chrome.

	MODEL NUMBER	PRODUCT	WIDTH	DEPTH	HEIGHT	WEIGHT	VOLUME	LIST PRICE	DESCRIPTION
	BU-DP	Burke Display Unit	47"	26"	54"			\$ 3,555	3 Media towers: 10 ³ / ₄ " deep x 10 ³ / ₄ " wide x 28 ¹ / ₂ " high. 36 total compartments: 5" deep x 5" wide x 8 ³ / ₄ " high. Metal base: 1 ¹ / ₂ " x 1 ¹ / ₂ " powder coat paint.
	CE-DP-42	Celoron Display Unit	33"	26"	42"			\$ 1,635	Wood fixed slant periodical shelves: 23 ¹ / ₄ " wide x 12" high. 42" High Unit has 2 shelves. 54" High Unit has 3 shelves. 66" High Unit has 4 shelves. 78" High Unit has 5 shelves. Metal frame: 1 ¹ / ₂ " x 1 ¹ / ₂ " powder coat paint.
	CE-DP-54		33"	26"	54"			\$ 1,675	
	CE-DP-66		33"	26"	66"			\$ 1,720	
	CE-DP-78		33"	26"	78"			\$ 1,760	






	MODEL NUMBER	PRODUCT	WIDTH	DEPTH	HEIGHT	SHELF DEPTH	# OF SHELVES		# OF OPENINGS	WEIGHT	VOLUME	LIST PRICE	DESCRIPTION
 Model Shown AD-DPC-60-SS		Flat Shelves, Original Box Base											
	HA-DP-1A-52-W	Wood	40"	23"	52"	19"	1		2			\$ 2,010	All shelves are 37½" wide and are fixed spaced 13" apart.
	HA-DP-1A-52-L	Laminate	40"	23"	52"	19"	1		2			\$ 1,845	
	HA-DP-1A-66-W	Wood	40"	23"	66"	19"	2		3			\$ 2,175	Metal frame: 1" x 2", powder coat paint.
	HA-DP-1A-66-L	Laminate	40"	23"	66"	19"	2		3			\$ 2,015	Closed wood base: 23" deep x 40" wide x 24" high.
	HA-DP-1A-78-W	Wood	40"	23"	78"	19"	3		4			\$ 2,350	
	HA-DP-1A-78-L	Laminate	40"	23"	78"	19"	3		4			\$ 2,185	
 Model Shown AD-DPC-60-SA		Flat Shelves, 2 Drawer Base											
	HA-DP-1B-52-W	Wood	40"	23"	52"	19"	1		2			\$ 2,125	All shelves are 37½" wide and are fixed spaced 13" apart.
	HA-DP-1B-52-L	Laminate	40"	23"	52"	19"	1		2			\$ 1,965	
	HA-DP-1B-66-W	Wood	40"	23"	66"	19"	2		3			\$ 2,295	Metal frame: 1" x 2", powder coat paint.
	HA-DP-1B-66-L	Laminate	40"	23"	66"	19"	2		3			\$ 2,130	Wood base: 23" deep x 40" wide x 24" high. 2 Drawers: 18"deep x 37½" wide x 7½" high.
	HA-DP-1B-78-W	Wood	40"	23"	78"	19"	3		4			\$ 2,465	
	HA-DP-1B-78-L	Laminate	40"	23"	78"	19"	3		4			\$ 2,300	
 Model Shown AD-DPD-60-SS		Flat Shelves, 2 Cubie Doors Base											
	HA-DP-1C-52-W	Wood	40"	23"	52"	19"	1		2			\$ 2,080	All shelves are 37½" wide and are fixed spaced 13" apart.
	HA-DP-1C-52-L	Laminate	40"	23"	52"	19"	1		2			\$ 1,955	
	HA-DP-1C-66-W	Wood	40"	23"	66"	19"	2		3			\$ 2,250	Metal frame: 1" x 2", powder coat paint.
	HA-DP-1C-66-L	Laminate	40"	23"	66"	19"	2		3			\$ 2,120	Wood base: 23" deep x 40" wide x 24" high. with cupboard doors and one adjustable shelf.
	HA-DP-1C-78-W	Wood	40"	23"	78"	19"	3		4			\$ 2,420	
	HA-DP-1C-78-L	Laminate	40"	23"	78"	19"	3		4			\$ 2,290	
 Model Shown AD-DPD-60-SA		Flat Shelves, Open Box Base											
	HA-DP-1D-52-W	Wood	40"	23"	52"	19"	1		2			\$ 2,015	All shelves are 37½" wide and are fixed spaced 13" apart.
	HA-DP-1D-52-L	Laminate	40"	23"	52"	19"	1		2			\$ 1,860	
	HA-DP-1D-66-W	Wood	40"	23"	66"	19"	2		3			\$ 2,180	Metal frame: 1" x 2", powder coat paint.
	HA-DP-1D-66-L	Laminate	40"	23"	66"	19"	2		3			\$ 1,990	Wood base: 23" deep x 40" wide x 24" high. Open shelf unit with one adjustable shelf.
	HA-DP-1D-78-W	Wood	40"	23"	78"	19"	3		4			\$ 2,355	
	HA-DP-1D-78-L	Laminate	40"	23"	78"	19"	3		4			\$ 2,190	



	MODEL NUMBER	PRODUCT	WIDTH	DEPTH	HEIGHT	WEIGHT	VOLUME	LIST PRICE	DESCRIPTION
	SH-DP-48	Shore Display Unit	36"	36"	48"			\$ 2,275	Contains metal slant periodical shelves, each 24" wide x 12" high.
	SH-DP-60		36"	36"	60"			\$ 2,785	48" high unit consists of 9 shelves.
	SH-DP-72		36"	36"	72"			\$ 3,005	60" high unit consists of 12 shelves. 72" high unit consists of 15 shelves.
									Metal triangle frame is 1 1/2" x 1 1/2" powder coat paint.
									Wood base and top is 36" diameter, plywood construction.
	TV-DP-48	Tivoli Display Unit	31"	31"	48"			\$ 2,950	48" high unit consists of 2 tier with 4 shelves.
	TV-DP-60		31"	31"	60"			\$ 3,220	60" high unit consists of 3 tier with 8 shelves.
	TV-DP-72		31"	31"	72"			\$ 3,510	72" high unit consists of 4 tier with 12 shelves.
									Unit has a 360 degree swivel.
									Each compartment in the unit is 11" deep x 18" wide.
									Decorative side screen is 1/2" frosted acrylic.
									Wood base is 14" high.




	MODEL NUMBER	PRODUCT	WIDTH	DEPTH	HEIGHT	WEIGHT	VOLUME	LIST PRICE	DESCRIPTION
	WE-DP-1A	Closed Base	50"	32"	45 ¹ / ₂ "			\$ 2,060	<p>Unit consists of a 3 tier platform, each spaced 12" apart from the other.</p> <p>Top Platform: 8³/₄" deep x 12" wide Middle Platform: 19¹/₄" deep x 30" wide Bottom Platform: 31³/₄" deep x 50" wide</p> <p>Metal frame: 1¹/₂" x 1¹/₂", powder coat paint.</p> <p>Closed Wood Base: 30" deep x 49¹/₂" wide x 14¹/₂" high with mobile casters.</p>
	WE-DP-1D	Open Box Base	50"	32"	45 ¹ / ₂ "			\$ 2,155	<p>Unit consists of a 3 tier platform, each spaced 12" apart from the other.</p> <p>Top Platform: 8³/₄" deep x 12" wide Middle Platform: 19¹/₄" deep x 30" wide Bottom Platform: 31³/₄" deep x 50" wide</p> <p>Metal frame: 1¹/₂" x 1¹/₂", powder coat paint.</p> <p>Open Box Wood Base: 14" deep x 49¹/₂" wide x 14¹/₂" high with mobile casters.</p>




	MODEL NUMBER	PRODUCT	WIDTH	DEPTH	HEIGHT	WEIGHT	VOLUME	PRICE	DESCRIPTION
	DP-S-109	Single Picture Book Box	30 ¹ / ₄ "	10"	15 ¹ / ₂ "	30 Lbs.	4 Cu.Ft.	\$ 590	Constructed from 3/4" 3 ply high density particleboard, grade "A" veneer faces. Top, shelf and bottom routed out 1/4" to receive six 1/4" black painted hardboard dividers.
	DP-S-110	Double Picture Book Box	60 ¹ / ₄ "	10"	30 ¹ / ₄ "	30 Lbs.	8 Cu.Ft.	\$ 870	Constructed from 3/4" 3 ply high density particleboard, grade "A" veneer faces. Top, shelf and bottom routed out 1/4" to receive twelve 1/4" black painted hardboard dividers.
	DP-S-111	Base for Picture Book Box	35"	10"	6"	10 Lbs.	2 Cu.Ft	\$ 395	A solid hardwood apron base 3/4" x 3-3/8" fitted together with metal corner brackets. The base is recessed from the table edge 1-1/2" on four sides. Legs are 1-3/4" x 1-3/4" glued-up solid stock, all edges eased. The leg is then fitted with a hanger bolt to pass through the corner bracket.
	DP-S-909	Mobile Picture Book Box, Trapezoidal	58"	21"	35"	125 Lbs.	32 Cu.Ft	\$ 2,235	Double sided double tiered unit made from 3/4" 3 ply veneer high density particleboard. Assembled by means of tongue and groove assembly. Front edges banded with 1/4" solid hardwood. Backs constructed from 1/4" thick printed hardboard.
	DP-S-105	Mobile Picture Book Browser with Storage	27"	29"	29"	125 Lbs.	18 Cu.Ft.	\$ 2,115	Constructed from 3/4" thick high density particleboard, veneered grade "A". Sloped trough divides top of unit into four, 14" wide x 12" deep compartments. Display trough is 13-1/2" high. Front opening of unit is 25" wide x 14" high. The top underside and the bottom will be routed to receive eight, 1/2" thick veneered dividers. Each compartment is 4-7/8" wide. 4" casters will be mounted to the underside.
	DP-S-106	Single Sided Picture Book Browser with Storage	35 ¹ / ₄ "	13 ³ / ₄ "	32 ¹ / ₂ "	60 Lbs.	10 Cu.Ft.	\$ 2,025	Constructed from 3/4" 3 ply high density particleboard, grade "A" veneer faces. Two, 3/4" thick plywood dividers divide top into 3 compartments. The end compartments are 13" wide x 12-3/8" deep x 8" high and the middle compartment is 7-3/4" wide. Top edges of dividers banded with 1/4" external hardwood. Front face of unit is 8-7/8" high. Underside of cabinet routed to receive seven, 1/2" thick x 23" high wood veneer dividers.





GENERAL

	MODEL NUMBER	PRODUCT	WIDTH	DEPTH	HEIGHT	WEIGHT	VOLUME	PRICE	DESCRIPTION
	DP-S-108	Single Sided Picture Book Browser	43 ¹ / ₂ "	16"	33"	130 Lbs.	13 Cu.Ft	\$ 1,690	Constructed from 3/4" thick high density particleboard core with grade 'A' face veneers. Single faced unit has 3 compartments 13-1/2" wide x 11-7/8" deep. The dividers are fixed. Solid apron base 3/4" x 3-3/8" fitted with metal corner brackets. Legs are 1-3/4" x 1-3/4" solid hardwood, fitted with an adjustable glide.
	DP-S-108D	Double Sided Picture Book Browser	43 ¹ / ₂ "	22"	33"	220 Lbs.	24 Cu.Ft	\$ 2,040	Constructed from 3/4" thick high density particleboard core with grade 'A' face veneers. Double faced has 6 compartment 13-1/2" wide x 11-7/8" deep. The dividers are fixed. Solid apron base 3/4" x 3-3/8" fitted with metal corner brackets. Legs are 1-3/4" x 1-3/4" solid hardwood, fitted with an adjustable glide.
	DP-S-132	Kinder Box	28"	28"	27"	75 Lbs.	16 Cu.Ft	\$ 1,275	Constructed from 3/4" thick 3 ply particleboard core with grade "A" face veneers. Top edges banded with 1/4" solid external hardwood. 3/4" thick veneer faced dividers divide unit into four compartments, each 13" wide x 13" deep x 10" high. Solid base 3/4" thick x 3-3/8" high mounted to underside of unit. Legs are 1-3/4" x 1-3/4" solid hardwood, fitted with an adjustable glide.
	GN-395-A	AV Browser: Adult	39 ³ / ₄ "	18 ¹ / ₂ "	54"	250 Lbs.	22 Cu.Ft	\$ 3,240	Multi media display bins, constructed of 3/4" thick 3 ply articleboard with grade A veneer faces. Each bin is divided into 10 expandable compartments each 3-3/8" wide complete with nine (9) removeable black 1/4" thick masonite dividers. Bottom of bins are lined with black ribbed rubber. The top bin is fixed, whereas the middle and bottom bins pull out, using 16" full extensions slides. In the Children's model the bottom bin pulls out. End panels are constructed of 1" thick 3 ply particleboard with grade A face veneers. All edges banded with 1/4" thick solid external hardwood. CAPACITY: Adult: 90 videos or 330 compact discs or 390 audio cassettes. Children's: 60 videos or 220 compact discs or 260 audio cassettes.
	GN-395-C	AV Browser: Children's	39 ³ / ₄ "	18 ¹ / ₂ "	33 ³ / ₄ "	150 Lbs.	13 Cu.Ft	\$ 2,945	

	MODEL NUMBER	PRODUCT	WIDTH	DEPTH	HEIGHT	WEIGHT	VOLUME	PRICE	DESCRIPTION
	GN-505-5	Pedestal Display Tower: 5-Tier	26"	26"	66 ³ / ₄ "	220 Lbs.	36 Cu.Ft	\$ 4,555	<p>TOP: Constructed in a 3 part assembly. The top and bottom are constructed from 3/4" 3 ply particleboard, complete with veneer faces and 1/4" solid external banding. The facia top is constructed from 3/4" thick x 23" wide x 23" long x 4" high 3 ply particleboard with all faces laminated with black plastic laminate. The top, mid section and bottom of the top are then assembled together to form one complete top. Underside of top equipped with metal inserts to allow towers to rotate.</p> <p>BASE: Constructed in a 3 part assembly. The top is constructed from 3/4" thick 3 ply particleboard, complete with veneer faces and 1/4" solid external banding. The mid section of the bottom is constructed from 3/4" thick x 23" wide x 23" long x 10" high 3 ply particleboard, assembled together by means of tongue and groove assembly. Outside edges of the mid section to be edged with 1/4" solid external banding. The kick base is 21-1/2" wide x 21-1/2" long x 4" high. All faces of kick to be laminated with black plastic laminate. Bottom equipped with metal inserts to allow towers to rotate.</p> <p>TOWER COLUMN: Constructed from 3/4" thick x 5" wide x 5" long 3 ply particleboard, splined and mitered together. All faces to be veneered. The tower column will be fastened to the top and base of the unit.</p> <p>TOWERS: Individual rotating towers are available in 5 and 6 shelf tiers. Top, bottom and shelves are constructed from 1/2" thick x 10-1/2" x 10-1/2" high density flakeboard, faces veneered. Shelves will be divided into 4 sections by means of 3/8" thick x 3-1/2" solid wood dividers. Each tower will receive four 3/16" thick x 4-1/2" wide acrylic face dividers. Acrylic dividers will be pre-drilled and fastened into the front edges of each shelf. Top and bottom of towers equipped with ball bearing plates.</p> <p>CAPACITIES: 5-Tier: 500 paperbacks 6-Tier: 600 paperbacks</p>
	GN-505-6	Pedestal Display Tower: 6-Tier	26"	26"	66 ³ / ₄ "	220 Lbs.	36 Cu.Ft	\$ 4,660	

	MODEL NUMBER	PRODUCT	WIDTH	DEPTH	HEIGHT	WEIGHT	VOLUME	PRICE	DESCRIPTION
	GN-502-4	Display Tower: 4 Tier (2 Towers Required for Self Supporting)	24 ³ / ₄ "	10 ¹ / ₂ "	48 ⁵ / ₈ "	40 Lbs.	6 Cu.Ft	\$ 1,010	TOWER FRAMES: Constructed from 1-1/3" x 1-3/4" glued-up solid stock. Overall dimensions, 24-3/4" wide x 1-3/4" thick. 4 Tier unit is 48"h and all other units are 62"h. Vertical and horizontal posts are pre-drilled and fitted together by means of wood dowels and glue. Each post will receive a threaded diameter cushioned glide. Each tower post will be pre-drilled in order to receive additional towers. Additional towers will be fastened by means of bolt and washer assembly.
	GN-502-5	Display Tower: 5 Tier (2 Towers Required for Self Supporting)	24 ³ / ₄ "	10 ¹ / ₂ "	62 ⁵ / ₈ "	43 Lbs.	6 Cu.Ft	\$ 1,025	
	GN-502-6	Display Tower: 6 Tier (2 Towers Required for Self Supporting)	24 ³ / ₄ "	10 ¹ / ₂ "	62 ⁵ / ₈ "	43 Lbs.	6 Cu.Ft	\$ 1,045	ROTATING TOWERS: Individual rotating towers are available in 4, 5, and 6 shelf tiers - easily accommodates videos or paperbacks. Top, bottom and shelves are constructed from 1/2" thick x 10-1/2" x 10-1/2" high density flakeboard, faces veneered. Shelves will be divided into 4 sections by means of 3/8" thick x 3-1/2" solid wood dividers. Each tower will receive four 3/16" thick x 4-1/2" wide acrylic face dividers. Acrylic dividers will be pre-drilled and fastened into the front edges of each shelf. Top and bottom of tower frame and rotating tower will be fitted with metal inserts complete with ball bearing swivel plates that will enable the towers to rotate freely and quietly.
 	GN-502-HB	Display Tower: Hanging Bag (2 Towers Required for Self Supporting)	24 ³ / ₄ "	1 ³ / ₄ "	62 ⁵ / ₈ "	30 Lbs.	2 Cu.Ft	\$ 675	NOTE: STARTER UNIT MUST BE ORDERED WITH 2 TOWERS TO BE SELF SUPPORTING. CAPACITIES: 4-Tier: 100 paperbacks or 64 videos. Shelf opening 9". 5-Tier: 125 paperbacks or 80 video. Shelf opening 8-15/16". 6-Tier: 150 adult size paperbacks. Shelf opening 7-3/8". Three 3/8" diameter steel rod inserts complete with wood mounting plates.
	GN-502-TF	Display Tower: Tackable Fabric (2 Towers Required for Self Supporting)	24 ³ / ₄ "	1 ³ / ₄ "	62 ⁵ / ₈ "	40 Lbs.	2 Cu.Ft	\$ 1,055	1-1/2" thick panel complete with tackable core material on two faces and wrapped in fabric - see fabric cards for selection. Top and bottom rails constructed from 3/4" x 3/4" solid hardwood. Bottom rail to be predrilled and fitted with dowel inserts. Top and bottom rails grooved out in order to receive

	MODEL NUMBER	PRODUCT	WIDTH	DEPTH	HEIGHT	WEIGHT	VOLUME	PRICE	DESCRIPTION
	GN-502-SW	Display Tower: Slot Wall (2 Towers Required for Self Supporting)	24 ³ / ₄ "	1 ³ / ₄ "	62 ⁵ / ₈ "	90 Lbs.	2 Cu.Ft	\$ 1,415	SLAT WALL Tower: Constructed from 3/4" M.D.F board. Front and back face to be veneered grade A. Also available in Plastic Laminate.
	GN-502-SW-PL	Display Tower: Slot Wall, Plastic Laminate (2 Towers Required for Self Supporting)	24 ³ / ₄ "	1 ³ / ₄ "	62 ⁵ / ₈ "	90 Lbs.	2 Cu.Ft	\$ 1,055	
	GN-502-SH	Sign Holder for Display Tower	20"	³ / ₄ "	4 ¹ / ₂ "	1 Lbs.	0.1 Cu.Ft	\$ 155	1/8" thick plexiglass divider sheilds.
	GN-502-SWS-8	Slat Wall Display: 8" Shelf	8"	3 ¹ / ₂ "	5 ¹ / ₂ "	1 Lbs.	0.1 Cu.Ft	\$ 65	
	GN-502-SWS-16	Slat Wall Display: 16" Shelf	16"	3 ¹ / ₂ "	5 ¹ / ₂ "	1.5 Lbs	0.2 Cu.Ft	\$ 95	
	GN-502-SWS-32	Slat Wall Display: 32" Shelf	32"	3 ¹ / ₂ "	5 ¹ / ₂ "	2.5 Lbs	0.3 Cu.Ft	\$ 150	

	MODEL NUMBER	PRODUCT	WIDTH	DEPTH	HEIGHT	WEIGHT	VOLUME	PRICE	DESCRIPTION
	GN-155	Display Case, Glass Shelves and Panels	36"	24"	80"	280 Lbs.	42 Cu.Ft	\$ 5,725	CASE CONSTRUCTION: Wood framing constructed from 1-3/4" x 1-3/4" solid. Framing to be routed to receive 1/4" thick glass on all sides. Wood framing shall incorporate glass by means of a tongue and groove assembly. Unit is equipped with sliding glass doors, 3 adjustable glass shelves and a lock. Base constructed from 3/4" veneer paneling, assembled with wood frame by means of tongue and groove assembly. 4" high kick comes complete with black ribbed rubber.
	GN-155-XL	Fluorescent light for Display Case						\$ 720	Fluorescent light complete with diffuser.
	GN-506	Information Kiosk, Cork Panels	24"	24"	73"	150 Lbs.	24 Cu.Ft	\$ 3,445	TOP: Constructed in a 3 part assembly. The top and bottom are constructed from 3/4" 3 ply particleboard, complete with veneer faces and 1/4" solid external banding. The facia top is constructed from 3/4" thick x 22-1/2" wide x 22-1/2" long x 4-1/2" high 3 ply particleboard with all faces laminated with black plastic laminate. KIOSK: Kiosk constructed with desired panel selection. Cork board faced panels are standard. Black velcro board or white board panels are available as options. Panels assembled together at the 4 corners by means of 1/4" thick x 7/8" x 7/8" solid vertical corner supports. Paneling mounted to sub-bottom. Bottom equipped with rotating plate.
	GN-506-V	Information Kiosk, Velcro Option (Cost per panel)	24"	24"	73"	150 Lbs.	24 Cu.Ft	\$ 175	BASE: Constructed in a 2 part assembly. The bottom is constructed from 3/4" thick x 24" wide x 24" long x 14" high 3 ply particleboard, assembled together by means of tongue and groove assembly. All faces to be veneered. Outside edges of the mid section to be edged with 1/4" solid external banding. One face panel of base to be equipped with cupboard hinges and lock. The kick base is 21" wide x 21" long x 4" high. All faces of kick to be laminated with black ribbed rubber. Bottom mounted with ball bearing rotating plates.
	GN-506-WB	Information Kisok, White Board Option (Cost per panel)	24"	24"	73"	150 Lbs.	24 Cu.Ft	\$ 265	


WOODS & FINISHES:

Natural Maple
Standard



Natural Clear – M-NA

Maple Finishes
The following stains are available, add 10% to list



Honey Oak – M-HO




Castle Oak – M-CO



Richmond Cherry – M-RC




Mahogany – M-MA




Victorian Cherry – M-VI



Java – M-JA



Wenge – M-WE




English Oak – M-EN

Natural Red Oak
Standard



Natural Clear – O-NA

Red Oak Finishes
The following stains are available, add 10% to list



Castle Oak – O-CO



Honey Oak – O-HO



English Oak – O-EN



Victorian Cherry – O-VI



Mahogany – O-MA



Richmond Cherry – O-RC




Java – O-JA




Wenge – O-WE

Natural Cherry
Add 20% to list



Natural Clear – C-NA

Cherry Finishes
The following stains are available, add 30% to list



Honey Oak – C-HO



Richmond Cherry – C-RC

Natural Walnut
Add 20% to list



Natural Clear – W-NA

Walnut Finishes
The following stain is available, add 30% to list



Java – W-JA

PAINT:

Thermal Paint Colours



Sparkle Silver – S11



Navy – B17



Charcoal – A230



Beige – H23




Blue – B11



Grey – A16



Anitque White – W11



Teal – HG266



Black – N49




Ruby – R7



Green – G58



Black Sandtex – N31
Textured Finish



White – PS-111-W374

GENERAL