












SPECIFICATION GUIDE & PRICE LIST

2014

PALMIER

NAVIGATE

Table of Contents	2-3	8100 Series	20-21
Product Materials & Finishes	4-7		
3100 Series	8-9	8200 Series	20-21
			
3200 Series	10-11	9100 Series	22-23
			
4100 Series	12-13	9200 Series	22-23
			
4200 Series	14-15	Warranty	24-25
		Terms & Conditions	IBC
5100 Series	16-17		
			
6100 Series	18-19		
			
7101 Series	18-19		
			


WOODS & FINISHES:

Natural Maple  
Standard



Natural Clear – M-NA

Maple Finishes  
The following stains are available, add 10% to list



Honey Oak – M-HO




Castle Oak – M-CO



Richmond Cherry – M-RC




Mahogany – M-MA




Victorian Cherry – M-VI



Java – M-JA



Wenge – M-WE




English Oak – M-EN

Natural Red Oak  
Standard



Natural Clear – O-NA


Red Oak Finishes  
The following stains are available, add 10% to list



Castle Oak – O-CO



Honey Oak – O-HO



English Oak – O-EN




Victorian Cherry – O-VI



Mahogany – O-MA



Richmond Cherry – O-RC




Java – O-JA




Wenge – O-WE

Natural Cherry  
Add 20% to list



Natural Clear – C-NA

Cherry Finishes  
The following stains are available, add 30% to list



Honey Oak – C-HO



Richmond Cherry – C-RC

Natural Walnut  
Add 20% to list




Natural Clear – W-NA

Walnut Finishes  
The following stain is available, add 30% to list



Java – W-JA

WOOD GRAIN LAMINATES:  
Melamine Laminate Options



Hardrock Maple – L303




Fidlar's Maple – L363




Cognac Cherry – L448



Cherry Blossom – L449



Almond Cherry – L457



Samba Cherry – L460



Lambada Cherry – L461



Shiraz Cherry – L472



Tuxedo – 477



Hot Cinnamon – L480



Caramel Maple – L490



Antigua – L498



Borneo – L500



Ginger Snap Fruitwood – L518



Very Chic – L666

METAL PAINT COLORS:  
(For Metal Panels & Legs)



Sparkle Silver – S11



Navy – B17



Charcoal – A230




Beige – H23



Blue – B11




Grey – A16



Antique White – W11



Teal – HG266



Black – N49



Ruby – R7



Green – G58



Black Sandtex – N31  
Textured Finish



White – PS-111-W374

ACRYLIC EDGE COLORS:  
(For Laminate Top Option Only)



Antique White – AC-W11



White – AC-SW811



Black – AC-N49



Charcoal – AC-A230



Grey – AC-A16



Ruby – AC-R7



Blue – AC-B11



Navy – AC-B17

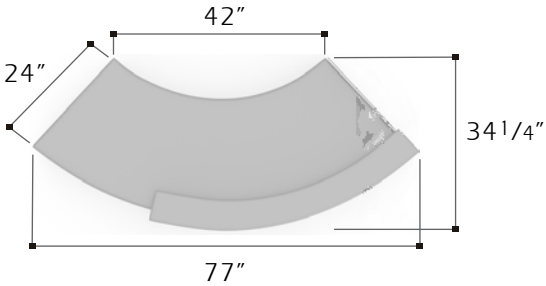
HIGH PRESSURE LAMINATE: Work surface laminate shall be .050" thick and used with balancing backer sheet of no less than .028" thick. Laminate shall conform to standards set by the National Electrical Manufacturers' Association (NEMA).

FINISHING PROCEDURES: All materials shall be inspected and treated with a final sanding and polishing operation before any staining and final finishing can be performed. All machine and mill marks are removed. Once the polishing and sanding has been performed, the furniture will then undergo the following stain and finishing procedures:

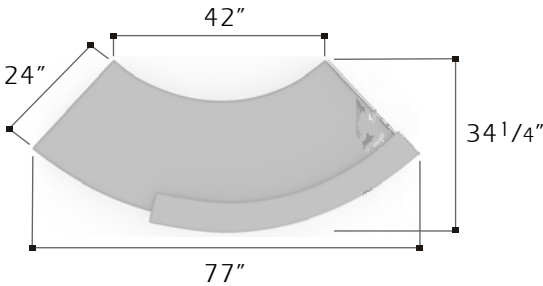
- Step 1 A base stain will be uniformly applied, wiped and then allowed to dry under factory controlled conditions.
- Step 2 A uniform coat of sealer will be applied and allowed to dry.
- Step 3 Sealer will be lightly sanded using 240 grit silicon paper.
- Step 4 A catalytic lacquer of 34-45 degree sheen is evenly applied and allowed to dry under factory controlled conditions.

METAL FINISHING PROCEDURES: All metal components are thoroughly cleaned and coated electrostatically with an epoxy powder coat paint finish. The metal components are then oven baked and cured for a lasting finish.



	MODEL NUMBER	PRODUCT	WIDTH	LENGTH	HEIGHT TOP / OVERALL	PRICE	DESCRIPTION
 <p>*Monitor Arm and RFID Equipment shown are NOT Included</p>		3100 Series; FIXED Unit Steel Panels, 6" Depth Patron Ledge, 3" Grommet, Wire Management;	34 1/4"	77"	30" / 36"		WORKSURFACE & LEDGE: Tops are constructed of 1" thick 3-ply particleboard core. The Tops' surfaces are laminated with a .050" thick high pressure plastic laminate sheet and bottom surface laminated with a backing sheet not less than .020" thick for balanced construction. All edges will be banded with a 1/8" thick acrylic edge.
	NV-3100-L-F	LAMINATE Top & Ledge				\$ 10,255	METAL ASSEMBLY: Metal components consists of a 16 gauge non-perforated main panel, a 16" gauge perforated return panel, and 2 1/2" diameter legs. As a standard the Main panel, Return panel and Legs will consist of ONE paint color option. Dual color combinations are available by request only. The application for Dual color finishes will be the following: Main panel with color #1, perforated return panel and legs with color #2.
	NV-3100-C-F	CUSTOM Top & Ledge				Inquire for Quote	CASTER (Unit 3101 only): The unit comes with a 4" diameter swivel caster with brake.
 <p>*Monitor Arm and RFID Equipment shown are NOT Included</p>		3101 Series; MOBILE Unit 4" Casters Steel Panels, 6" Depth Patron Ledge, 3" Grommet, Wire Management;	34 1/4"	77"	30" / 36"		DECORATIVE PANEL: The front of the unit has a 1/4" thick frosted acrylic panel with diameter stand-off hardware. For custom decorative acrylic panel, please inquire with Palmieri for pricing.
	NV-3101-L-M	LAMINATE Top & Ledge				\$ 10,530	NOTES: * Custom Top and Ledge materials may include Solid Surface, Quartz, or Natural Stone. * Monitor, Monitor Arm, and RFID Equipment are NOT included. * Grommet, Wire Management, and RFID cut out location are included in the price. * Standard work surface height is 30". Optional ADA height of 32" is available by request. * Metal Paint color(s) for the Panels and Legs must be specified at the time of order.
	NV-3101-C-M	CUSTOM Top & Ledge				Inquire for Quote	

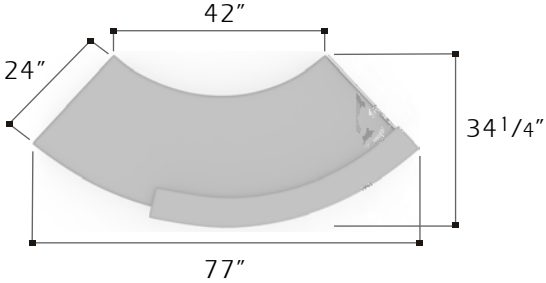


	MODEL NUMBER	PRODUCT	WIDTH	LENGTH	HEIGHT TOP / OVERALL	PRICE	DESCRIPTION
 <p>*Monitor Arm and RFID Equipment shown are NOT Included</p>		3200 Series; FIXED Unit Wood/Steel Panels, 6" Depth Patron Ledge, 3" Grommet, Wire Management;	34 1/4"	77"	30" / 36"		WORKSURFACE & LEDGE: Tops are constructed of 1" thick 3-ply particleboard core. The Tops' surfaces are laminated with a .050" thick high pressure plastic laminate sheet and bottom surface laminated with a backing sheet not less than .020" thick for balanced construction. All edges will be banded with a 1/8" thick acrylic edge.
	NV-3200-L-F	LAMINATE Top & Ledge				\$ 11,055	METAL ASSEMBLY: Metal components consists of a 16 gauge perforated return panel, and 2 1/2" diameter legs. As a standard the Return panel and Legs will consist of ONE paint color option.
	NV-3200-C-F	CUSTOM Top & Ledge				Inquire for Quote	WOOD PANEL: The main panel's construction consists of a 1" thick 4-ply particleboard core with plain sliced veneer both faces.
 <p>*Monitor Arm and RFID Equipment shown are NOT Included</p>		3201 Series; MOBILE Unit 4" Casters Wood/Steel Panels, 6" Depth Patron Ledge, 3" Grommet, Wire Management;	34 1/4"	77"	30" / 36"		CASTER (Unit 3201 only): The unit comes with a 4" diameter swivel caster with brake.
	NV-3201-L-M	LAMINATE Top & Ledge				\$ 11,330	DECORATIVE PANEL: The front of the unit has a 1/4" thick frosted acrylic panel with diameter stand-off hardware. For custom decorative acrylic panel, please inquire with Palmieri for pricing.
	NV-3201-C-M	CUSTOM Top & Ledge				Inquire for Quote	NOTES: * Custom Top and Ledge materials may include Solid Surface, Quartz, or Natural Stone. * Monitor, Monitor Arm, and RFID Equipment are NOT included. * Grommet, Wire Management, and RFID cut out location are included in the price. * Standard work surface height is 30". Optional ADA height of 32" is available by request. * Metal Paint color for the Return Panel and Legs must be specified at the time of order.

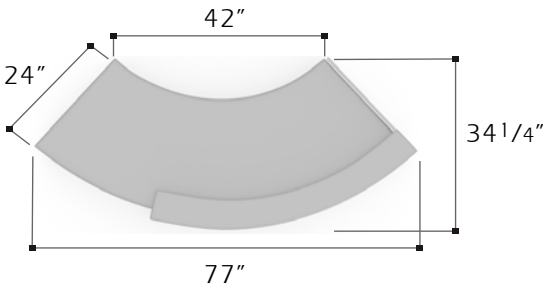






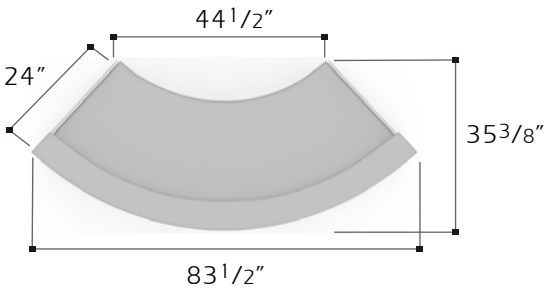
	MODEL NUMBER	PRODUCT	WIDTH	LENGTH	HEIGHT TOP / OVERALL	PRICE	DESCRIPTION
		4100 Series; FIXED Unit Steel Panels, 6" Depth Patron Ledge,	34 1/4"	77"	30" / 36"		WORKSURFACE & LEDGE: Tops are constructed of 1" thick 3-ply particleboard core. The Tops' surfaces are laminated with a .050" thick high pressure plastic laminate sheet and bottom surface laminated with a backing sheet not less than .020" thick for balanced construction. All edges will be banded with a 1/8" thick acrylic edge.
	NV-4100-L-F	LAMINATE Top & Ledge				\$ 10,225	
	NV-4100-C-F	CUSTOM Top & Ledge				Inquire for Quote	
		4101 Series; MOBILE Unit 4" Casters Steel Panels, 6" Depth Patron Ledge,	34 1/4"	77"	30" / 36"		METAL ASSEMBLY: Metal components consists of a 16 gauge non-perforated main panel, a 16" gauge perforated return panel, and 2 1/2" diameter legs. As a standard the Main panel, Return panel and Legs will consist of ONE paint color option. Dual color combinations are available by request only. The application for Dual color finishes will be the following: Main panel with color #1, perforated return panel and legs with color #2.
	NV-4101-L-M	LAMINATE Top & Ledge				\$ 10,500	CASTER (Unit 4101 only): The unit comes with a 4" diameter swivel caster with brake.
	NV-4101-C-M	CUSTOM Top & Ledge				Inquire for Quote	DECORATIVE PANEL: The front of the unit has a 1/4" thick frosted acrylic panel with diameter stand-off hardware. For custom decorative acrylic panel, please inquire with Palmieri for pricing.
							NOTES: * Custom Top and Ledge materials may include Solid Surface, Quartz, or Natural Stone. * Standard work surface height is 30". Optional ADA height of 32" is available by request. * Metal Paint color(s) for the Panels and Legs must be specified at the time of order.




	MODEL NUMBER	PRODUCT	WIDTH	LENGTH	HEIGHT TOP / OVERALL	PRICE	DESCRIPTION
		4200 Series; FIXED Unit Wood/Steel Panels, 6" Depth Patron Ledge,	34 1/4"	77"	30" / 36"		WORKSURFACE & LEDGE: Tops are constructed of 1" thick 3-ply particleboard core. The Tops' surfaces are laminated with a .050" thick high pressure plastic laminate sheet and bottom surface laminated with a backing sheet not less than .020" thick for balanced construction. All edges will be banded with a 1/8" thick acrylic edge.
	NV-4200-L-F	LAMINATE Top & Ledge				\$ 11,020	METAL ASSEMBLY: Metal components consists of a 16 gauge perforated return panel, and 2 1/2" diameter legs. As a standard the Return panel and Legs will consist of ONE paint color option.
	NV-4200-C-F	CUSTOM Top & Ledge				Inquire for Quote	WOOD PANEL: The main panel's construction consists of a 1" thick 4-ply particleboard core with plain sliced veneer both faces.
		4201 Series; MOBILE Unit 4" Casters Wood/Steel Panels, 6" Depth Patron Ledge,	34 1/4"	77"	30" / 36"		CASTER (Unit 4201 only): The unit comes with a 4" diameter swivel caster with brake.
	NV-4201-L-M	LAMINATE Top & Ledge				\$ 11,295	DECORATIVE PANEL: The front of the unit has a 1/4" thick frosted acrylic panel with diameter stand-off hardware. For custom decorative acrylic panel, please inquire with Palmieri for pricing.
	NV-4201-C-M	CUSTOM Top & Ledge				Inquire for Quote	NOTES: * Custom Top and Ledge materials may include Solid Surface, Quartz, or Natural Stone. * Standard work surface height is 30". Optional ADA height of 32" is available by request. * Metal Paint color for the Return Panel and Legs must be specified at the time of order.





	MODEL NUMBER	PRODUCT	WIDTH	LENGTH	HEIGHT TOP / OVERALL	PRICE	DESCRIPTION
		5100 Series; FIXED Unit Steel Panel, 6" Depth Patron Ledge,	35 <sup>3</sup> / <sub>8</sub> "	83 <sup>1</sup> / <sub>2</sub> "	30" / 36"		WORKSURFACE & LEDGE: Tops are constructed of 1" thick 3-ply particleboard core. The Tops' surfaces are laminated with a .050" thick high pressure plastic laminate sheet and bottom surface laminated with a backing sheet not less than .020" thick for balanced construction. All edges will be banded with a 1/8" thick acrylic edge.
	NV-5100-L-F	LAMINATE Top & Ledge				\$ 11,305	METAL ASSEMBLY: Metal components consists of a 16 gauge non-perforated main panel and 2 <sup>1</sup> / <sub>2</sub> " diameter legs. As a standard the Main panel and Legs will consist of ONE paint color option. Dual color combinations are available by request only. The application for Dual color finishes will be the following: Main panel with color #1, Legs with color #2.
	NV-5100-C-F	CUSTOM Top & Ledge				Inquire for Quote	CASTER (Unit 5101 only): The unit comes with a 4" diameter swivel caster with brake.
		5101 Series; MOBILE Unit 4" Casters Steel Panel, 6" Depth Patron Ledge,	35 <sup>3</sup> / <sub>8</sub> "	83 <sup>1</sup> / <sub>2</sub> "	30" / 36"		DECORATIVE PANEL: The front of the unit has a 1/4" thick frosted acrylic panel with diameter stand-off hardware. For custom decorative acrylic panel, please inquire with Palmieri for pricing.
	NV-5101-L-M	LAMINATE Top & Ledge				\$ 11,580	NOTES: * Custom Top and Ledge materials may include Solid Surface, Quartz, or Natural Stone. * Standard work surface height is 30". Optional ADA height of 32" is available by request. * Metal Paint color(s) for the Panels and Legs must be specified at the time of order.
	NV-5101-C-M	CUSTOM Top & Ledge				Inquire for Quote	



\*Monitor Arm and RFID Equipment shown are NOT Included

MODEL NUMBER	PRODUCT	WIDTH	LENGTH	HEIGHT TOP / OVERALL
	6100 Series; FIXED Unit Steel Panels, 2 Lockable Steel Doors, Fixed Interior Shelf, Wire Management,	40"	92 1/2"	36"
NV-6100-L-F	LAMINATE Top			
NV-6100-C-F	CUSTOM Top			

PRICE

DESCRIPTION

\$ 18,945

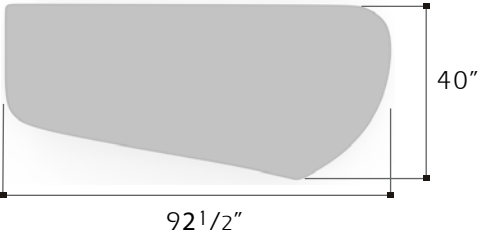
Inquire for Quote

**WORKSURFACE:**  
Tops are constructed of 1" thick 3-ply particleboard core. The Tops' surfaces are laminated with a .050" thick high pressure plastic laminate sheet and bottom surface laminated with a backing sheet not less than .020" thick for balanced construction. All edges will be banded with a 1/8" thick acrylic edge.

**METAL ASSEMBLY:**  
Metal components consists of a 16 gauge non-perforated bowed service end, a 16 gauge perforated locking cupboard unit, and 2 1/2" diameter legs. As a standard the Bowed Service End, Cupboard unit, and Legs will consist of ONE paint color option. Dual color combinations are available by request only. The application for Dual color finishes will be the following: Bowed Service End with color #1, Cupboard and Legs with color #2.

**DECORATIVE PANEL:**  
The front of the unit has a 1/4" thick frosted acrylic panel with diameter stand-off hardware. For custom decorative acrylic panel, please inquire with Palmieri for pricing.

- NOTES:**
- \* Custom Top materials may include Solid Surface, Quartz, or Natural Stone.
  - \* Monitor, Monitor Arm, and RFID Equipment are NOT included.
  - \* Grommet, Wire Management, and RFID cut out location are included in the price.
  - \* Metal Paint color(s) for the Panels and Legs must be specified at the time of order.



	7101 Series; MOBILE Unit 4" Casters Lockable Door Steel Panels,	20"	20"	30"
NV-7101-L-M	LAMINATE Top			
NV-7101-C-M	CUSTOM Top			

\$ 4,600

Inquire for Quote




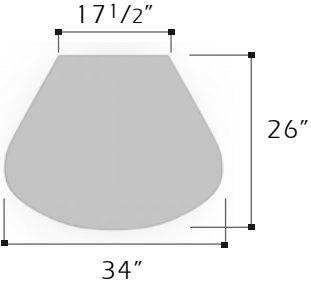

**WORKSURFACE:**  
Same as worksurface for unit 6100 shown above.





**METAL ASSEMBLY:**  
Metal components consists of a 16 gauge perforated locking cupboard unit. As a standard the unit will consist of ONE paint color option.

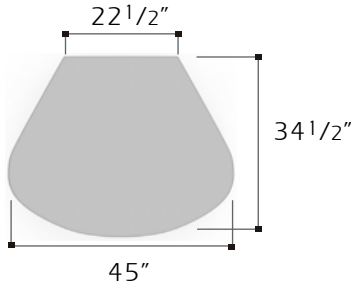
**CASTER:**  
The unit comes with a 4" diameter swivel caster with brake.

**NOTES:**

- \* Custom Top materials may include Solid Surface, Quartz, or Natural Stone.
- \* Metal Paint color for the unit must be specified at the time of order.

	MODEL NUMBER	PRODUCT	WIDTH	LENGTH	HEIGHT TOP / OVERALL	PRICE	DESCRIPTION
 <small>*Monitor with Arm shown NOT Included</small>		8100 Series; A.D.A. FIXED Unit, Steel Panels, 3" Grommet;	26"	34"	32"		WORKSURFACE: Tops are constructed of 1" thick 3-ply particleboard core. The Tops' surfaces are laminated with a .050" thick high pressure plastic laminate sheet and bottom surface laminated with a backing sheet not less than .020" thick for balanced construction. All edges will be banded with a 1/8" thick acrylic edge.
	NV-8100-L-F	LAMINATE Top				\$ 11,210	
	NV-8100-C-F	CUSTOM Top				Inquire for Quote	METAL ASSEMBLY: Metal components consists of a 16 gauge non-perforated Bowed or Concave (ADA option) Service End, and 2 1/2" diameter legs. As a standard the Bowed or Concave Service End, and Legs will consist of ONE paint color option. Dual color combinations are available by request only. The application for Dual color finishes will be the following: Bowed or Concave Service End with color #1, and legs with color #2.
 <small>*Monitor with Arm shown NOT Included</small>		8101 Series; A.D.A. MOBILE Unit, 4" Casters Steel Panels, 3" Grommet;	26"	34"	32"		CASTER (Units 8101 & 8201 only): The unit comes with a 4" diameter swivel caster with brake.
	NV-8101-L-M	LAMINATE Top				\$ 11,400	DECORATIVE PANEL: The front of the unit has a 1/4" thick frosted acrylic panel with diameter stand-off hardware. For custom decorative acrylic panel, please inquire with Palmieri for pricing.
	NV-8101-C-M	CUSTOM Top				Inquire for Quote	NOTES: * Custom Top and Ledge materials may include Solid Surface, Quartz, or Natural Stone. * Monitor, and Monitor Arm are NOT included. * Grommet is included in the price. * Metal Paint color(s) for the Panels and Legs must be specified at the time of order.
 <small>*Monitor with Arm shown NOT Included</small>		8200 Series; FIXED Unit, Steel Panels, 3" Grommet;	26"	34"	36"		
	NV-8200-L-F	LAMINATE Top				\$ 12,410	
	NV-8200-C-F	CUSTOM Top				Inquire for Quote	
 <small>*Monitor with Arm shown NOT Included</small>		8201 Series; MOBILE Unit, 4" Casters Steel Panels, 3" Grommet;	26"	34"	36"		
	NV-8201-L-M	LAMINATE Top				\$ 12,600	
	NV-8201-C-M	CUSTOM Top				Inquire for Quote	

	MODEL NUMBER	PRODUCT	WIDTH	LENGTH	HEIGHT TOP / OVERALL	PRICE	DESCRIPTION
 <p>*Monitor Arm and RFID Equipment shown are NOT Included</p>		9100 Series; A.D.A. FIXED Unit, Steel Panels;	34 1/2"	45"	32"		WORKSURFACE: Tops are constructed of 1" thick 3-ply particleboard core. The Tops' surfaces are laminated with a .050" thick high pressure plastic laminate sheet and bottom surface laminated with a backing sheet not less than .020" thick for balanced construction. All edges will be banded with a 1/8" thick acrylic edge.
	NV-9100-L-F	LAMINATE Top				\$ 11,315	
	NV-9100-C-F	CUSTOM Top				Inquire for Quote	METAL ASSEMBLY: Metal components consists of a 16 gauge non-perforated Bowed or Concave (ADA option) Service End, and 2 1/2" diameter legs. As a standard the Bowed or Concave Service End, and Legs will consist of ONE paint color option. Dual color combinations are available by request only. The application for Dual color finishes will be the following: Bowed or Concave Service End with color #1, and legs with color #2.
 <p>*Monitor Arm and RFID Equipment shown are NOT Included</p>		9101 Series; A.D.A. MOBILE Unit, 4" Casters Steel Panels;	34 1/2"	45"	32"		CASTER (Units 8101 & 8201 only): The unit comes with a 4" diameter swivel caster with brake.
	NV-9101-L-M	LAMINATE Top				\$ 11,495	DECORATIVE PANEL: The front of the unit has a 1/4" thick frosted acrylic panel with diameter stand-off hardware. For custom decorative acrylic panel, please inquire with Palmieri for pricing.
	NV-9101-C-M	CUSTOM Top				Inquire for Quote	NOTES: * Custom Top and Ledge materials may include Solid Surface, Quartz, or Natural Stone. * Monitor, Monitor Arm, and RFID Equipment are NOT included. * Grommet, Wire Management, and RFID cut out location are included in the price. * Metal Paint color(s) for the Panels and Legs must be specified at the time of order.
 <p>*Monitor Arm and RFID Equipment shown are NOT Included</p>		9200 Series; FIXED Unit, Steel Panels;	34 1/2"	45"	36"		
	NV-9200-L-F	LAMINATE Top				\$ 12,510	
	NV-9200-C-F	CUSTOM Top				Inquire for Quote	
 <p>*Monitor Arm and RFID Equipment shown are NOT Included</p>		9201 Series; MOBILE Unit, 4" Casters Steel Panels;	34 1/2"	45"	36"		
	NV-9201-L-M	LAMINATE Top				\$ 12,695	
	NV-9201-C-M	CUSTOM Top				Inquire for Quote	



For authorized dealers the terms are Net 30 days from the date of shipment. Interest of 2% per month (24% per annum) is charged on all overdue accounts. All orders are FOB, Richmond Hill, Ontario plant, unless otherwise specified. All goods remain the property of Palmieri until paid in full. Prices are subject to change or withdrawal without notice. Specific quotations are available for custom furniture and will remain valid for 60 days unless otherwise noted. All applicable taxes are extra. Our GST REG NO. is R1 04055066. For Ontario dealers, a current Provincial Sales Tax Exemption form must be on file, otherwise PST will be added.

**ORDERING:** The following information is required for all orders: Model number, Description, Finish and Color selections, Quantity, Prices, Date requested and Shipping instructions. Palmieri will exercise its best efforts to meet delivery dates requested, however, we decline any liability or responsibility for delays.

**SHIPPING TERMS:** Please include delivery address, and carrier choice for all orders. Assistance in making delivery arrangements is available from Palmieri. Please call for details. All goods in stock are shipped immediately unless the purchaser specifies that no part of the shipment is to be back ordered. Palmieri does not assume responsibility for shipping costs of any kind whatsoever.

**CANCELLATIONS:** Orders cannot be canceled without written confirmation by Palmieri and the dealer. Any costs incurred up to the date of cancellation will be passed on to the dealer. Custom orders are not subject to cancellation under any conditions.

**CHANGE ORDERS:** Change to orders already in process are subject to a charge covering the cost of making the change. Confirmation of the additional costs is required before the change can be processed. A minimum charge of \$100 LIST will apply.

**CARE AND MAINTENANCE:** Wood Furniture: All wood surfaces should be dusted periodically with a damp cloth. To remove marks or dirt stains, a mild detergent can be used. Avoid allowing any access water to sit on wood surfaces.

**Tables and Worksurfaces:** Plastic laminate surfaces can be cleaned with a non abrasive cleanser. Do not use powdered cleaning solutions as they will scratch the surface.

**Upholstery:** Vacuuming with a upholstery brush weekly will help keep any upholstery furniture in good condition. For stains or spills, follow the appropriate cleaning code for the fabric selected.

**DELIVERY AND CLAIMS:** All goods are sold on a FOB our plant basis, therefore Palmieri accepts no liability or responsibility in transit. Any claims must be filed with the transportation company. Notwithstanding the fact that arrangements for shipping may, in certain instances, be made by Palmieri, the carrier through whom such arrangements are made shall not, in any way, be deemed to be employees or agents of Palmieri. Product will ship at time of completion. Palmieri reserves the right to transfer completed product to storage if a buyer is unable to accept delivery. Any costs incurred for storage will be the buyer's responsibility. Buyer will be responsible for any loss or damage as a result of storage. Any shipments that exceed 2 hours unloading time may be charged at \$150 LIST per hour. All orders are packed and checked with great care and picked up by freight carriers in perfect condition. If you receive damaged merchandise, the following procedure must be followed:

**Visible Damage:** Check for any visible damage to the packaging. If the goods are blanket wrapped, inspect each item carefully when it is being unloaded. If you see any damages they must be noted on the bill of lading when signing for the goods. Any claims must be made within 3 days. Failure to do this will cancel your right to make a claim for damages.

**Concealed Damage:** All packaged shipments must be inspected within 3 days of receipt of goods. In some cases, the packaging may be in perfect condition but the goods inside may be damaged. If you notice concealed damage, a claim must be made with the shipping company within 3 days to pay for repair or replacement of the goods. Keep the packaging for inspection by the shipping company if requested.

**Short Shipments:** Please inspect all goods immediately upon receipt. All orders include a Packing List. It is the responsibility of the receiver to confirm when unloading, that all product has been accounted for. No shortage claim will be accepted by Palmieri unless made within 3 days of receipt of goods. Palmieri is not responsible for any product that goes missing or damaged due to warehousing.

**RETURNS:** No merchandise may be returned for credit or exchange without the written permission of Palmieri. Only standard stock goods may be returned. Palmieri reserves the right to evaluate and consider what products may be returned. A copy of the Goods Return Authorization Form must accompany all shipments. A minimum re-stocking charge of 25% shall apply. Return freight must be prepaid.

Palmieri warrants that the furniture manufactured by them will be free of defects in material and workmanship for a period of ten (10) years and Seating manufactured by them will be free of defects in material and workmanship for a period of two (2) years. If a defect in material or workmanship is found during the warranty period it shall be the option of Palmieri to: (A) repair, or (B) replace the furniture. The replacement or repair of the Furniture or Seating will be at the expense of Palmieri, provided that it is within the warranty period. If the defect or workmanship cannot be remedied on site, Palmieri will arrange to have repairs made at the factory. Freight charges are the responsibility of the customer. Palmieri will assist in any freight arrangements at the customers request. Palmieri must be notified as soon as possible of only defects in the Furniture or Seating. Palmieri will not warrant any claims made unless received within the allotted warranty period. The warranty shall begin on the date of shipment from our warehouse. Warranty work must be approved by authorized personnel of Palmieri in Richmond Hill, Ontario.

Palmieri will not warrant any furniture that is not purchased either directly from Palmieri or an approved Distributor of Palmieri. A copy of the original purchase order must accompany all claims. This warranty covers the original purchaser for products delivered in the United States, Canada, the Caribbean, and Latin America. Defects which, in the judgement of Palmieri, result from abuse, misuse, improper storage, alterations, unauthorized repairs, environmental conditions, and acts of God will not be cover by this warranty. Palmieri does not warrant the matching of colors, stains, textures, grains and any other variations in material. However, Palmieri will endeavor to try and match these variations as closely as possible.

This warranty does not apply to any type of Furniture or Seating that is sold by Palmieri which is manufactured by others. Palmieri will endeavor to pass on any warranties given by outside suppliers.

THIS WARRANTY WILL BE CONSIDERED VOID WITHOUT PALMIERI EMBOSSED COMPANY SEAL. WARRANTY IS NON-TRANSFERABLE AND VALID ONLY FOR THE ORIGINAL PURCHASER.

NAVIGATE

1230 Reid Street  
Richmond Hill  
Ontario Canada  
L4B 1C4

T 905 731 9300  
F 905 731 9878  
TF 800 413 4440  
info@palmierifurniture.com  
www.PalmieriFurniture.com